

GRADY-WHITE BOATS



1980



Ed Smith, President, Grady-White Boats, Inc.

Hello ...

... I'm Eddie Smith, Jr., builder of Grady-White boats. Let me tell you why owning a Grady-White is a happy experience and a sound investment.

Grady-White first became famous by earning the respect of experienced boaters from New England to the Outer Banks of North Carolina. Our wooden lapstrake boats with wide beams and a flared bow proved to be extremely safe, dependable, and performed superbly even under the roughest sea conditions.

Ten years ago we enhanced the famous Grady-White boats by producing them in easy-to-care-for fiberglass. Every Grady-White hull and deck is still made by the time-consuming hand layup method that insures uniformity, greater strength from stem to stern, superb performance and lasting beauty, year after year. Each Grady-White is handcrafted throughout by skilled craftsmen who take great pride in their work. Our production is limited and unhurried so that we can meet our high standards and create a super boat every time. All Grady-White boats meet or exceed all required safety standards, including flotation.

Our company is family-owned and managed, and is one of the major boat manufacturers in the country. Our greatest personal satisfaction comes from knowing we make for you one of the finest, best performing, and safest boats at a fair price. I know your dealer and his family personally. Giving him the service and factory support he needs is something I enjoy. I have sincerely endeavored to build each boat as if it were being built for me personally. My entire working life has been devoted to this personalized attention to production, sales, and service.

You are invited to visit our new modern air-conditioned dust-free boat factory here in Greenville. We can show you how a Grady-White is made from stem to stern. Then you can fully understand why Grady-White is the choice of knowledgeable, skillful boaters. Sooner or later, as a serious boater, I'll bet you'll own a Grady-White.

Happy boating.

Sincerely,

Eddie Smith, Jr.
President

We're proud of each step in building a Grady-White.

There's more to a quality fiberglass boat than just fiberglass. There's foam floatation, custom-fitted woodwork, deck hardware, and a boat builder's pride. So, building your Grady-White requires a series of processes. And our craftsmen are proud of every step.

We start by evaluating your needs.

Each Grady-White design is the product of long hours talking with customers, salespeople and our designers. We find out what you and your family want in a boat before anything goes on paper. And, since we know that most Grady-Whites are used for family sportfishing and cruising, you'll find our boats are safe, durable performers. You'll also find they're rugged fishing machines.



We begin each boat by waxing the molds so you get a super finish.

The finish on your Grady-White depends on the quality of the molds. That's why one of our first steps is to wax the molds heavily before we spray the gel coat. The fine sheen this waxing brings means your Grady-White will have the finest finish on the water.

Layers of hand-laid fiberglass cover the gel coat outer shell.

In our dust-free spray booths, the finest, most durable gel coat is applied as the initial layer. Then, the hand lay-up process begins. This process is time consuming, but pays off over years of use. The hand lay-up method of fiberglassing allows more perfect control of the fiberglass to resin ratio. That means extra strength. Plus, this allows us to overlap stress and watershock areas giving your hull even more strength.



Extra hours in the mold before spraying in the foam means safety and strength that will last for years.

We're in no hurry to pull your Grady-White from its mold. Because before we spray in foam floatation, we allow your boat to "cure" extra hours into its intended shape. This takes time. But these extra hours insure that your Grady-White will always hold its true shape.

When the hull and deck are ready, strategic cavities between the stringers are filled with high-density polyurethane foam. This foaming not only adds floatation; it adds strength and sound insulation by adhering to the surfaces inside the stringers. This additional strength and floatation give you the safety you expect, plus a solid sounding hull.

Attention to detail normally found only in much larger sportfishermen.

We fit our hardwood trim to the individual boat. So, even though we build many boats, each piece of hardwood is custom-made. And, every piece of standard hardware is through-bolted with locking nuts. If you order a top, side curtain, or aft curtains with your boat, we fit them right on the premises. That means your whole outfit fits when you get it.

Continuous inspection means we know its right.

Strict quality control means each boat that leaves our plant is the finest craft we can produce. So, we inspect our boats continuously throughout the building process. From the gel spray booths to the final shipping room, each Grady-White must pass rigorous inspection by our quality control staff.



Now you see why each of our people is proud of his or her part in building your Grady-White. Just inspect a Grady-White closely, and you'll see one of the finest fiberglass boats on the market today; you'll see a product of Grady-White pride. There may be many boats on the market, but only Grady-White boats are built by Grady-White people. And, we feel that Grady-White people are the finest boat builders anywhere.



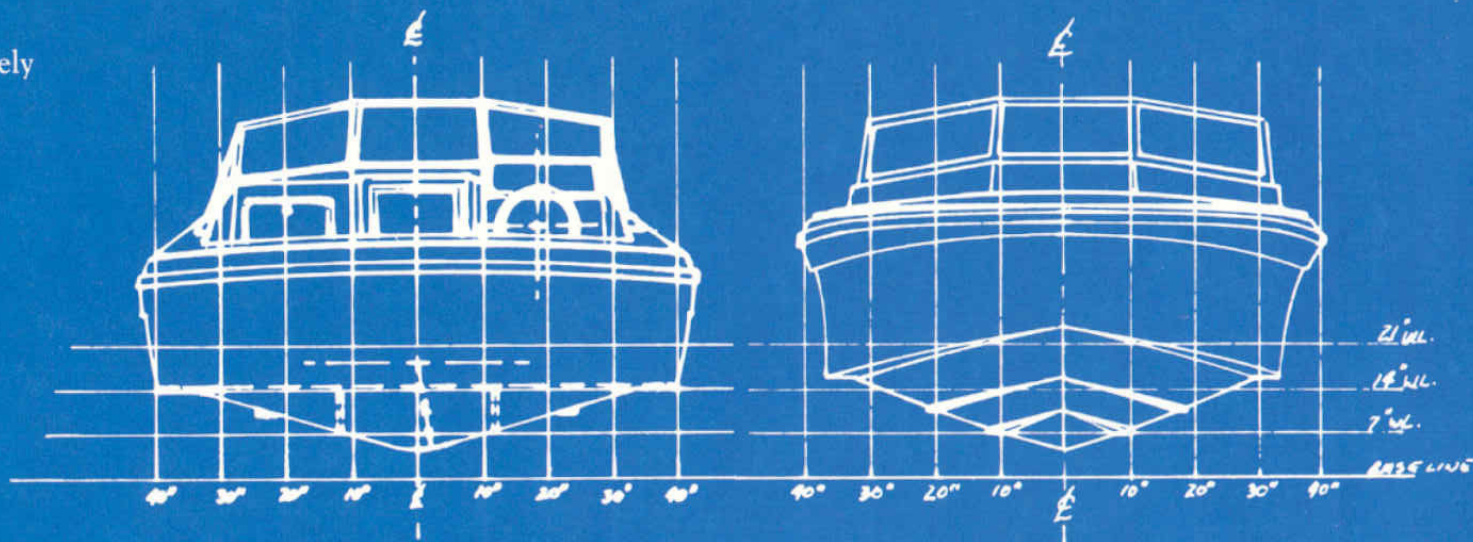
Five new Vee-Lift 19's for the 1980's.

We've designed a completely new hull shape for our 19-foot line. These five new boats combine wide beams for fast, easy planing with a soft-riding vee-hull.

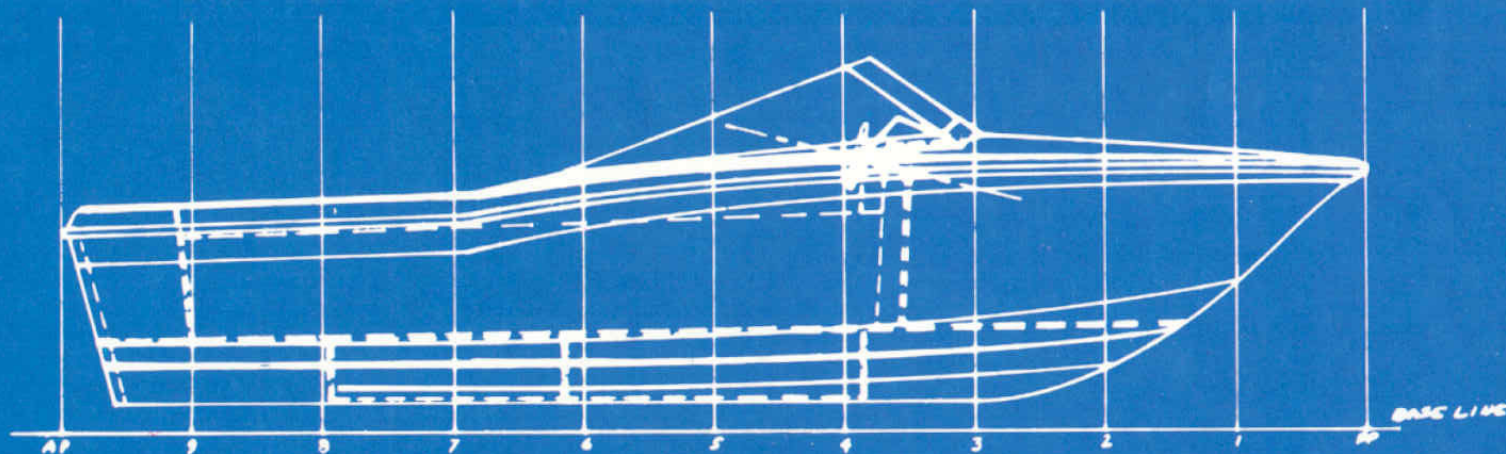
The result?

Grady-White's Vee-Lift hulls. Five new boats that leap to a plane, push easily even with lower horsepowers, and seaworthy enough to take on open water.

Take a look at all five Vee-Lift Grady Whites. With choices of open or closed bows, plush carpeted interiors or easy to clean fiberglass cockpit liner, you're sure to find the Vee-Lift that's right for you in the 1980's.



Designed by Grady-White's Chuck Granie.



190 Tarpon


Centerline length	18'11"
Beam amidships	94"
Transom height	20"
Transom width	92"
Hull draft	11"
Maximum h.p.	200 h.p.
Weight	1850 lbs.
Weight and dimensions are approximate and may vary.	

Standard Features

- Custom marinium deck hardware
- Bow rails
- Bow seats with storage compartment and an insulated icebox
- Bow anchor storage compartment
- Walk-thru windshield with tempered safety glass
- Lockable storage compartment in walk-thru area
- Aluminum gunwale molding with heavy duty vinyl insert
- Stainless steel steering wheel
- Covered instrument panel
- Glove box with lock
- Six built-in drink holders
- Two pedestal chairs, swivel and sliding
- Non-skid fiberglass cockpit liner
- Side storage shelves
- Built-in jump seats
- 40 gallon aluminum gas tank with electric gauge
- Rod racks
- Removable fishwell in cockpit floor
- Removable stern light
- Mechanical steering
- Level foam flotation
- BIA approved lighting and ventilation

Factory Options

- Top and side curtains with boot
- Aft curtain
- Bow cover
- Mooring cover
- Windshield wiper(s)
- Pedestal chair cover
- 48 qt. removable igloo insulated cooler with cushion seat
- Chair gimbals
- Horn
- Cockpit lights
- Automatic bilge pump
- 15 foot outrigger kit
- Four flush mounted rod holders
- Companion back-to-back sleeper seat
- Teak swim platform with ladder



Cockpit forward



Removable floor fish well



Bow anchor locker



Walk-through storage compartment

192 Angler

Centerline length	19' 1"
Beam amidships	96"
Transom height	43"
Transom width	85"
Hull draft	14"
Weight (w/120 h.p.)	2360 lbs.
Weight and dimensions are approximate and may vary.	

Standard Features

Bow rail
Non-skid deck area
Aluminum gunwale molding with heavy-duty vinyl insert
Step-thru windshield with tempered glass
Stainless steel steering wheel
Custom marinium deck hardware
Forward floor storage compartment
Full instrument panel
Glove box with lock
Teak drink holders for both forward facing seats
Helmsman pedestal chair, swivel and sliding
Back-to-back sleeper companion seat
Side storage shelves
Vinyl interior
Gunwale step pads
Non-skid vinyl floor covering
40 gallon aluminum gas tank
Insulated engine box with built-in drink holders
120 h.p. stern drive engine
Bilge pump and blower
Removable aft baitwells
Removable stern light
Basic foam flotation
BIA approved lighting and ventilation

Factory Options

Top and side curtains with boot
Aft curtain
Mooring cover
Jump seats
Windshield wiper(s)
Horn
Teak swim platform with ladder, port side
Bow lifting ring
Cockpit lights
Four flush mounted rod holders
Pedestal chair, swivel and sliding
Pedestal chair cover
Back-to-back sleeper seat (starboard side)
48 quart removable igloo insulated cooler with cushion seat
Chair gimbals
Automatic bilge pump
15 foot outrigger kit
Engine options to 230 h.p.



Cockpit forward



Side storage shelves with optional cooler



Instrument panel



Flared bow



Floor storage compartment

193

Holiday

Centerline length	18' 11"
Beam amidships	94"
Transom height	20"
Transom width	92"
Hull draft	11"
Maximum h.p.	200 h.p.
Weight	1850 lbs.
Weight and dimensions are approximate and may vary.	

Standard Features

- Custom marinium deck hardware
- Bow rails
- Bow seats with lockable ski storage and an insulated icebox
- Bow bolsters
- Bow anchor storage compartment
- Walk-thru windshield with tempered glass
- Lockable storage compartment in walk-thru area
- Aluminum gunwale molding with heavy duty vinyl insert
- Stainless steel steering wheel
- Covered instrument panel
- Glove box with lock
- Six built-in drink holders
- Back-to-back sleeper seats
- Side storage shelves
- Fully padded deck coaming
- Deluxe vinyl interior
- Easy care all weather carpeting
- Cockpit floor storage compartment
- 40 gallon aluminum gas tank with electric gauge
- Built-in jump seats
- Removable stern light
- Teak swim platform with ladder, port side
- Mechanical steering
- Level foam flotation
- BIA approved lighting and ventilation

Factory Options

- Top and side curtains with boot
- Aft curtain
- Bow cover
- Mooring cover
- Windshield wiper(s)
- Horn
- Cockpit lights
- Automatic bilge pump



Cockpit floor storage compartment



Instrument panel



Bow storage and anchor locker.



Walk-through storage compartment

194

Riviera

Centerline length 18' 11"
 Beam amidships 94"
 Transom height 39"
 Transom width 92"
 Hull draft 16"
 Weight (w/120 h.p.) 2500 lbs.
 Weight and dimensions are approximate and may vary.

Standard Features

Custom marinium deck hardware
 Bow rails
 Bow seats with lockable ski storage and an insulated icebox
 Bow bolsters
 Bow anchor storage compartment
 Walk-thru windshield with tempered glass
 Lockable storage compartment in walk-thru area
 Aluminum gunwale molding with heavy duty vinyl insert
 Stainless steel steering wheel
 Glove box with lock
 Six built-in drink holders
 Full covered instrument panel with speedometer and auxiliary switch panel
 Back-to-back sleeper seats
 Side storage shelves
 Fully padded deck coaming
 Deluxe vinyl interior
 Easy care all weather carpeting
 Cockpit floor storage compartment
 40 gallon aluminum gas tank
 120 h.p. stern drive engine
 Bilge pump and blower
 Jump seats
 Removable stern light
 Teak swim platform with ladder, port side
 Padded aft sun deck
 Basic foam flotation
 BIA approved lighting and ventilation

Factory Options

Top and side curtains with boot
 Aft curtain
 Bow cover
 Mooring cover
 Windshield wiper(s)
 Horn
 Cockpit lights
 Automatic bilge pump
 Engine options to 260 h.p.



Cockpit forward



Full instrument panel



Aft jump seats



Cockpit floor storage compartment

195 Sportsman

Centerline length	18' 11"
Beam amidships	94"
Transom height	20"
Transom width	92"
Hull draft	11"
Maximum h.p.	200 h.p.
Weight	1800 lbs.
Weight and dimensions are approximate and may vary.	

Standard Features

- Custom marinium deck hardware
- Bow rail
- Lockable under foredeck storage
- Step-thru windshield with tempered glass
- Aluminum gunwale molding with heavy duty vinyl insert
- Stainless steel steering wheel
- Covered instrument panel
- Glove box with lock
- Four drink holders
- Helmsman pedestal chair, swivel and sliding
- Back-to-back sleeper companion seat
- Built-in jump seats
- Non-skid fiberglass cockpit liner
- Side storage shelves
- Rod racks
- Removable fishwell in cockpit floor
- 40 gallon aluminum gas tank with electric gauge
- Removable stern light
- Mechanical steering
- Level foam flotation
- BIA approved lighting and ventilation




Factory Options

- Top and side curtains with boot
- Aft curtain
- Mooring cover
- Windshield wiper(s)
- Horn
- Bow lifting ring
- Chain pipe deck fitting
- Cockpit lights
- Four flush mounted rod holders
- Companion pedestal chair, swivel and sliding
- Pedestal chair cover
- Back-to-back sleeper seat (starboard side)
- 48 quart removable igloo insulated cooler with cushion seat
- Chair gimbals
- Teak swim platform with ladder
- Automatic bilge pump
- 15 foot outrigger kit



Lockable under foredeck storage



Horizontal rod racks



Built-in jump seats



Cockpit forward

196

Atlantic

Centerline length	18' 11"
Beam amidships	94"
Transom height	39"
Transom width	92"
Hull draft	16"
Weight (w/120 h.p.)	2500 lbs.
Weight and dimensions are approximate and may vary.	

Standard Features

Custom marinium deck hardware
Bow rail
Lockable under foredeck storage
Step-thru windshield with tempered glass
Aluminum gunwale molding with heavy duty vinyl insert
Stainless steel steering wheel
Full covered instrument panel
Glove box with lock
Four drink holders
Helmsman pedestal chair, swivel and sliding
Back-to-back sleeper companion seat
Jump seats
Non-skid fiberglass cockpit liner
Side storage shelves
Rod racks
Removable fishwell in cockpit floor
40 gallon aluminum gas tank
Insulated engine box with built-in drink holders
120 h.p. stern drive engine
Bilge pump and blower
Removable aft baitwells
Removable stern light
Basic foam flotation
BIA approved lighting and ventilation

Factory Options

Top and side curtains with boot
Aft curtain
Mooring cover
Windshield wiper(s)
Horn
Bow lifting ring
Chain pipe deck fitting
Cockpit lights
Four flush mounted rod holders
Companion pedestal chair, swivel and sliding
Pedestal chair cover
Back-to-back sleeper seat (starboard side)
48 quart removable igloo insulated cooler with cushion seat
Chair gimbals
Aft deck fresh water sink
Teak swim platform with ladder
Automatic bilge pump
15 foot outrigger kit
Engine options to 260 h.p.



Cockpit forward



Helmchair and optional cooler



Full instrument panel



Removable floor fish well



Aft cockpit jump seats

200 Dolphin

Centerline length	19'8"
Beam amidships	96"
Transom height	20"
Transom width	92"
Hull draft	14"
Maximum h.p.	210 h.p.
Weight	2000 lbs.
Weight and dimensions are approximate and may vary.	

Standard Features

Full fiberglass liner
Non-skid fiberglass cockpit floor
Walk-thru tempered glass windshield with sliding forward hatch
Vinyl covered foam bunk cushions
Three large under bunk storage compartments
Cabin shelves
Bow compartment rope locker
Deluxe nylon cabin headliner
Cabin lamp
Teak lockable cabin door
Bow rail
Custom marinium deck hardware
Heavy-duty gunwale molding
Stainless steel steering wheel
Covered instrument panel
Pedestal chair, swivel and sliding
Companion back-to-back sleeper seat
Insulated fish box or storage compartment under helm seat
Fish box seat cushion
Molded-in storage box with teak lid in front of companion seat
Five built-in drink holders
Glove box with lock
Removable fish well in cockpit floor
Side storage shelves
Rod racks, portside
Built-in jump seats
Two aft under-seat storage compartments
48 gallon aluminum gas tank with electric gauge
Mechanical steering
Removable stern light
Teak swim platform with ladder, port side
Level foam flotation
BIA approved lighting and ventilation

Factory Options

Top and side curtains with boot
Aft curtain
Mooring cover
Windshield wiper(s)
Horn
Marine head
Pedestal chair (companion), swivel and sliding
Pedestal chair cover
Chair gimbals
Bow lifting ring
Cockpit lights
Four flush mounted rod holders
Automatic bilge pump
15 foot outrigger kit
Chain pipe deck fitting



Sleeper seats



Built-in jump seat, open



Built-in jump seat, closed



Teak swim platform

201 Marlin

Centerline length 19'8"
Beam amidships 96"
Transom height 44"
Transom width 92"
Hull draft 14"
Weight (w/140 h.p.) 2685 lbs.
Weight and dimensions are approximate and may vary.

Standard Features

Full fiberglass liner
Non-skid fiberglass cockpit floor
Walk-thru tempered glass windshield with sliding forward hatch
Vinyl covered foam bunk cushions
Three large under bunk storage compartments
Cabin shelves
Bow compartment rope locker
Deluxe nylon cabin headliner
Cabin lamp
Teak lockable cabin door
Bow rail
Custom marinium deck hardware
Heavy-duty gunwale molding
Stainless steel steering wheel
Full covered instrument panel
Pedestal chair, swivel and sliding
Companion back-to-back sleeper seat
Insulated fish box or storage compartment under helmsman seat
Fish box seat cushion
Molded-in storage box with teak lid in front of companion seat
Helmsman and companion built-in drink holders
Glove box with lock
Removable fish well in cockpit floor
Side storage shelves
Rod racks, portside
Aft molded recess for top storage
Removable aft baitwells
48 gallon aluminum gas tank
Bilge pump and blower
Insulated engine box with built-in drink holders
Removable stern light
Teak swim platform with ladder, port side
Basic foam flotation
140 h.p. stern drive engine
BIA approved lighting and ventilation

Factory Options

Top and side curtains with boot
Aft curtain
Mooring cover
Jump seats
Windshield wiper
Horn
Marine head
Pedestal chair (companion), swivel and sliding
Pedestal chair cover
Chair gimbals
Bow lifting ring
Aft deck fresh water sink
Cockpit lights
Four flush mounted rod holders
Automatic bilge pump
15 foot outrigger kit
Engine options to 260 h.p.
Chain pipe deck fitting



Lockable cabin door



Molded-in storage tray.



Cabin interior forward



Helm seat insulated icebox



204

Fisherman

Centerline length 20' 4"
 Beam amidships 96"
 Transom height 20" & 25"
 Transom width 94"
 Hull draft 14"
 Maximum h.p. 230 h.p.
 Weight 1990 lbs.
 Weight and dimensions are approximate and may vary.

Standard Features

Tinted plexi-glass windshield with handrail
 Console with forward insulated icebox seat
 Two built-in drink holders in console
 Console storage compartment with lockable door
 Console radio box with hinged plexi-glass door
 Stainless steel steering wheel
 Self-bailing cockpit with non-skid fiberglass floor
 Non-skid gunwale deck surface
 Pedestal chairs, swivel and sliding
 Bow storage compartment
 Forward compartment for storage or marine head
 Two forward insulated fish boxes
 Raised casting platform
 Bow rail
 Custom marinium deck hardware
 Heavy-duty vinyl gunwale molding
 Recessed rod storage compartments
 80 gallon aluminum gas tank with electric gauge
 Two aft cockpit insulated bait boxes with overboard drains
 Two battery storage compartments
 Aft cockpit fold-down motor well bulkhead
 25" single engine capability
 20" twin engine capability
 Removable stern light
 Mechanical steering
 Basic foam flotation
 BIA approved lighting and ventilation

Factory Options

Folding "Bimini" top and boot
 Side curtains
 Casting platform sprayhood and boot
 Connector top to sprayhood
 Casting platform privacy curtain
 Console cover, Chair covers
 Chair gimbals, Mooring cover
 Insulated fishbox seat with backrest in place of pedestal chairs
 Seat cover for optional fishbox seat
 Horn
 Marine head
 15 foot outrigger kit
 Vertical rod storage holders (6 rods)
 Four flush mounted rod holders
 Single binnacle control
 Dual binnacle control
 Bow lifting ring
 Cockpit lights
 Automatic bilge pump
 Teak swim platform with ladder



Cockpit forward



Forward insulated seat box



Horizontal rod racks



Console and chair covers: optional



Aft-bulkhead up



Aft-bulkhead down



Bimini top



Raised casting platform shown with optional marine head installation



Insulated fish box seat: optional



Vertical rod storage holders



Center console



204-C

Overnighter

Centerline length	20' 4"
Beam amidships	96"
Transom height	20"
Transom width	94"
Hull draft	14"
Maximum h.p.	230 h.p.
Weight	2220 lbs.
Weight and dimensions are approximate and may vary.	

Standard Features

- Ventilating windshield with tempered glass
- Sliding side cabin windows
- Non-skid fiberglass cockpit floor
- Stainless steel steering wheel
- Twin outboard capability
- Pedestal chairs, swivel and sliding
- Drink holder at helm station
- Self-bailing cockpit with non-skid fiberglass floor
- Two large insulated cockpit fish boxes with overboard drains
- Vertical cockpit rod storage holders
- Vinyl covered foam bunk cushions
- Three large under bunk storage compartments
- Fiberglass cabin liner
- Cockpit floor storage compartment
- Cabin lamp
- Teak lockable cabin door
- Opening bulkhead with built-in drink holders
- Deluxe nylon cabin headliner
- Recessed non-skid walkway around entire cabin
- Cabin side rails
- Bow rail
- Bow anchor locker with cushion seat
- Custom marinium deck hardware
- Heavy-duty vinyl gunwale molding
- 65 gallon aluminum gas tank with electric gauge
- Footrest storage box
- Two removable aft baitwells
- Removable stern light
- Mechanical steering
- Basic foam flotation
- Automatic bilge pump
- BIA approved ventilation
- International lighting

Factory Options

- Folding top and side curtains with boot
- Drop curtain
- Helm station cover
- Mooring cover
- Chair covers
- Windshield wiper(s)
- Horn
- Marine head
- Chair gimbals
- Bow lifting ring
- Four flush mounted rod holders
- Cockpit lights
- 15 foot outrigger kit
- Stern seat cushions and safety rails
- Single binnacle control
- Dual binnacle control
- Teak swim platform with ladder



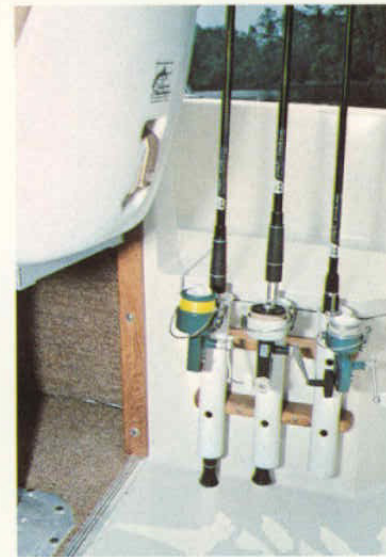
Anchor locker, seat up



Anchor locker, seat down



Insulated cockpit fish boxes



Vertical rod storage holders

205 Gulfstream

Centerline length	20' 4"
Beam amidships	96"
Transom height	43"
Transom width	94"
Hull draft	14"
Weight (w/140 h.p.)	3000 lbs.
Weight and dimensions are approximate and may vary.	

Standard Features

Ventilating windshield with tempered glass
Sliding side cabin windows
Non-skid fiberglass cockpit floor
Stainless steel steering wheel
Full covered instrument panel
Pedestal chairs, swivel and sliding
Drink holder at helm station
Self-bailing cockpit with non-skid fiberglass floor
Two large insulated cockpit fish boxes with overboard drains
Vertical cockpit rod storage holders
Vinyl covered foam bunk cushions
Three large under bunk storage compartments
Fiberglass cabin liner
Cockpit floor storage compartment
Cabin lamp
Teak lockable cabin door
Opening bulkhead with built-in drink holders
Deluxe nylon cabin headliner
Recessed non-skid walkway around entire cabin
Cabin side rails
Bow rail
Bow anchor locker with cushion seat
Custom marinium deck hardware
Heavy-duty vinyl gunwale molding
65 gallon aluminum gas tank
Footrest storage box
Starboard molded in aft baitwell with overboard drain
Port side aft deck molded in fresh water sink
Insulated engine box with built-in drink holders
Automatic bilge pump
Basic foam flotation
140 h.p. stern drive engine
BIA approved ventilation
International lighting

Factory Options

Folding top and side curtains with boot
Drop curtain
Helm station cover
Mooring cover
Chair covers
Jump seats
Windshield wiper(s)
Horn
Marine head
Chair gimbals
Bow lifting ring
Teak swim platform with ladder, port side
Four flush mounted rod holders
Cockpit lights
15 foot outrigger kit
Engine options to 260 h.p.



Cabin interior



Marine head: optional



Floor storage compartment



Recessed non-skid walkway



212

Chesapeake

Centerline length 21'2"
 Beam amidships 96"
 Transom height 46"
 Transom width 83"
 Hull draft 14"
 Weight (w/140 h.p.) 2850 lbs.
 Weight and dimensions are approximate and may vary.

Standard Features

Full fiberglass liner
 Ventilating windshield with tempered glass
 Non-skid fiberglass cockpit floor
 Stainless steel steering wheel
 Full instrument panel
 Pedestal chairs, swivel and sliding
 Fiberglass fish well in cockpit floor
 Two insulated fish boxes or storage compartments under helmsman and companion seats with overboard drains
 Two fish box seat cushions
 Two insulated icebox or storage compartments adjacent to helmsman and companion seats with overboard drains
 Vinyl covered foam bunk cushions
 Cabin liner shelves
 Bow compartment rope locker
 Three large under bunk storage compartments
 Helmsman side drink holder
 Side storage shelves
 Rod racks
 Bow and side rails
 Custom marinium deck hardware
 Heavy-duty gunwale molding
 Non-skid deck
 Removable aft bait wells
 Automatic bilge pump
 Insulated engine box with built-in drink holders
 Horn
 Sliding forward deck hatch
 Teak lockable cabin door
 Opening bulkhead with built-in drink holders
 Cabin lamp
 65 Gallon aluminum gas tank
 Footrest storage box
 Deluxe nylon cabin headliner
 140 h.p. stern drive engine
 Basic foam flotation
 BIA approved ventilation
 International lighting

Factory Options

Top and side curtains with boot
 Aft curtain
 Mooring cover
 Chair covers
 Jump seats
 Windshield wiper(s)
 Marine head
 Teak swim platform with ladder, port side
 Aft deck fresh water sink
 Bow lifting ring
 Four flush mounted rod holders
 Chair gimbals
 Cockpit lights
 15 foot outrigger kit
 Engine options to 260 h.p.
 Chain pipe deck fitting



Helm seat insulated storage



Rod racks



Instrument panel



Cabin interior forward



Fiberglass lined cockpit



Cockpit removable fish box



Fresh water sink: optional



Vista top and side curtains: optional



Companion seat insulated icebox

240 Offshore

Centerline length	24' 1"
Beam amidships	96"
Transom height	20" & 25"
Transom width	92"
Hull draft	16"
Maximum h.p.	280 h.p.
Weight	3225 lbs.
Weight and dimensions are approximate and may vary.	

Standard Features

Full fiberglass liner
Ventilating windshield with tempered glass
Sliding side cabin windows
Fabric covered foam bunk cushions
Three large under bunk storage compartments
Cabin liner side shelves
Bow compartment rope locker
Forward cabin hatch with cushion seat
Starboard cabin storage shelves
Cabin lamp
Teak lockable cabin door
Bow lifting ring
Stainless steel bow rail
Heavy-duty gunwale molding
Marinium deck hardware
Recessed non-skid walkway around entire cabin

Stainless steel steering wheel
Covered instrument panel
Horn
Pedestal chairs, swivel and sliding
Two large insulated fish boxes or storage compartments under helmman and companion seats with overboard drains
Cockpit lights
Two fish box seat cushions
Helm and companion seat drink holders
Lockable helm station radio box
Self-bailing cockpit with non-skid fiberglass floor
95 gallon aluminum gas tank
Rod racks
Side storage shelves
Two aft cockpit insulated bait boxes with overboard drains
Two battery storage compartments
Aft cockpit fold-down motor well bulkhead
25" single engine capability
20" twin engine capability
Two bilge pumps; one automatic, one manual
Removable stern light
Mechanical steering
BIA approved ventilation
International lighting



Factory Options

Folding top and side curtains with boot
Drop curtain
Helm station cover
Windshield wiper(s)
Marine head
Rod holders (4) flush mounted marinium
Outrigger Kit 15 feet
Chair cover for pedestal chair
Chair gimbals
Chain pipe deck fitting
55 gallon auxiliary gas tank
Single binnacle control
Dual binnacle control
Teak swim platform with ladder



Aft-bulkhead down



Aft-bulkhead up



Rod racks and aft baitwell



Helm station radio box



Cabin storage shelves



Companion seat insulated icebox

241

Weekender

Centerline length 24' 1"
 Beam amidships 96"
 Transom height 49"
 Transom width 92"
 Hull draft 16"
 Weight (w/260 h.p.) 4460 lbs.
 Weight and dimensions are approximate and may vary.

Standard Features

Full fiberglass liner
 Ventilating windshield with tempered glass
 Sliding side cabin windows
 Fabric covered foam bunk cushions
 Three large under bunk storage compartments
 Cabin liner side shelves
 Bow compartment rope locker
 Forward cabin hatch with cushion seat
 Starboard cabin storage shelves
 Cabin lamp
 Teak lockable cabin door
 Bow lifting ring
 Stainless steel bow rail
 Heavy-duty gunwale molding
 Marimum deck hardware
 Recessed non-skid walkway around entire cabin
 Stainless steel steering wheel
 Full covered instrument panel
 Horn
 Pedestal chairs, swivel and sliding
 Cockpit lights

Two large insulated fish boxes or storage compartments under helmsman and companion seats with overboard drains
 Two fish box seat cushions
 Helm and companion seat drink holders
 Lockable helm station radio box
 Self-bailing cockpit with non-skid fiberglass floor
 95 gallon aluminum gas tank
 Rod racks
 Side storage shelves
 Two removable aft storage wells
 Insulated engine box with built-in drink holders
 Two bilge pumps; One automatic, one manual
 BIA approved ventilation
 International lighting



Factory Options

Folding top and side curtains with boot
 Drop curtain
 Helm station cover
 Motor box cushion
 Windshield wiper(s)
 Marine head
 Rod holders (4) flush mounted marimum
 Outrigger kit 15 feet
 Teak swim platform with ladder, port side only
 Full transom teak swim platform with ladder
 Chair cover for pedestal chair
 Chair gimbals
 Chain pipe deck fitting
 Single engine options to 260 h.p.
 Twin options available
 Hydraulic trim tabs
 55 gallon auxiliary gas tank
 Aft deck fresh water sink



Cockpit forward



Forward cabin hatch



Cabin interior, forward



Cockpit, aft



Rod racks

254 Kingfish

Centerline length	25' 4"
Beam amidships	9' 6"
Transom height	52"
Transom width	8' 11"
Hull draft	19"
Weight (Single V-8)	5100 lbs.
Weight and dimensions are approximate and may vary.	

Standard Features

Full fiberglass liner
Ventilating windshield with tempered glass
Sliding cabin windows with screens
Two fixed front cabin windows
Fabric covered foam bunk cushions
Four large under bunk storage compartments
Cabin liner side shelves
Deluxe nylon cabin headliner
Bow compartment rope locker
Forward cabin hatch with cushion seat
Galley cabinet
Stainless steel sink
Head Enclosure
Alcohol stove
Built-in icebox
Two cabin tables
Cabin lamp
Three full size berths
Cabin step storage box
25 gallon water tank
Teak lockable cabin door with sliding access hatch
Bow lifting ring
Stainless Steel Bow Rail
Heavy-duty aluminum gunwale molding
Marinium deck hardware
Recessed non-skid walkway around entire cabin
Side cabin handrails
Stainless steel steering wheel
Full covered instrument panel
Pedestal chairs, swivel and sliding
Horn
Large insulated storage or fish well with overboard drain
Helm and companion seat drink holders
Lockable side storage compartment adjacent to companion seat with fishing rig holder racks
Lockable helm station radio box
Self-bailing cockpit with non-skid fiberglass floor
Cockpit lights
125 gallon aluminum gas tank
Rod racks
Side storage shelves
Two removable aft storage wells

Center insulated aft storage well with overboard drain
Insulated engine box with built-in drink holders
Two bilge pumps; one automatic, one manual
BIA approved ventilation
International Lighting

Factory Options


Folding top and side curtains with boot
Drop Curtain
Helm Station Cover
Motor box cushion
Windshield wiper(s)
Marine head
Rod holders (4) flush mounted marinium
Outrigger kit 15 feet
Four bunks without head enclosure
Full transom teak swim platform with ladder
Chair cover for pedestal chair
Chair gimbals
Chain pipe deck fitting
Dockside power
Shipping cradle
Single engine options to 330 h.p.
Twin options available
Hydraulic trim tabs



Rod racks



Lockable side storage



Radio box



Cabin interior, aft



Quarter berths



Instrument panel



Full teak swim platform



Cabin interior, forward



Motor box cushion



Fish well



Head enclosure



Factory Options

COVER OPTIONS:

All cover options except the mooring cover are made of the finest quality marine vinyl with corrosion resistant fittings. Individually custom fit to each boat.



Mooring Cover (canvas)
Covers and protects entire deck
and interior of boat.



Helm station cover
204-C, 205, 240, 241, 254.



Chair Gimbal(s)
190, 192, 195, 196, 200, 201, 204,
204-C, 205, 212, 240, 241, and 254.



Chain pipe deck fitting
195, 196, 200, 201, 212, 240, 241, and
254.




Stern seat cushions and safety rail
204-C.



Spray hood with connector, and Bimini top
204.



Stylish jump seats
192, 201, 205, and 212.



Marine head
(cabin installation shown)
200, 201, 204, 204-C, 205, 212,
240, 241, and 254.



Binnacle Control(s)
204, 204-C, and 240.



48 qt. removable cooler with
cushion seat
190, 192, 195 and 196.



Top, side and aft curtains
190, 192, 193, 194, 195, 196, 200, 201, 212.



Vista top and side curtains
204-C, 205, 212, 240, 241, 254.
Models 204-C, 205, 240, 241, and 254 available with drop curtains.



Aft deck fresh water sink
196, 201, 212, 241

All prices and specifications subject to change. Grady-White Boats, Inc. reserves the right to discontinue models or change prices, specifications, materials, equipment, color or design at any time without notice and without incurring obligation.



GRADY-WHITE BOATS

P.O. Box 1527, Greenville, N.C. 27834
Visit Your Grady White dealer

